

Bilingualism: Language and Cognition

<http://journals.cambridge.org/BIL>


Additional services for *Bilingualism: Language and Cognition*:

Email alerts: [Click here](#)

Subscriptions: [Click here](#)

Commercial reprints: [Click here](#)

Terms of use : [Click here](#)



Bilingual children show an advantage in controlling verbal interference during spoken language comprehension

ROBERTO FILIPPI, JOHN MORRIS, FIONA M. RICHARDSON, PETER BRIGHT, MICHAEL S.C. THOMAS, ANNETTE KARMILOFF-SMITH and VIORICA MARIAN

Bilingualism: Language and Cognition / Volume 18 / Issue 03 / July 2015, pp 490 - 501
DOI: 10.1017/S1366728914000686, Published online: 14 October 2014

Link to this article: http://journals.cambridge.org/abstract_S1366728914000686

How to cite this article:

ROBERTO FILIPPI, JOHN MORRIS, FIONA M. RICHARDSON, PETER BRIGHT, MICHAEL S.C. THOMAS, ANNETTE KARMILOFF-SMITH and VIORICA MARIAN (2015). Bilingual children show an advantage in controlling verbal interference during spoken language comprehension. *Bilingualism: Language and Cognition*, 18, pp 490-501 doi:10.1017/S1366728914000686

Request Permissions : [Click here](#)

Bilingual children show an advantage in controlling verbal interference during spoken language comprehension*

ROBERTO FILIPPI

Anglia Ruskin University, Cambridge Birkbeck, University of London

JOHN MORRIS

Anglia Ruskin University, Cambridge

FIONA M. RICHARDSON

Anglia Ruskin University, Cambridge Birkbeck, University of London

PETER BRIGHT

Anglia Ruskin University, Cambridge

MICHAEL S.C. THOMAS

Birkbeck, University of London

ANNETTE KARMILOFF-SMITH

Birkbeck, University of London

VIORICA MARIAN

Northwestern University, Chicago

(Received: May 12, 2014; final revision received: July 14, 2014; accepted: August 23, 2014; first published online 14 October 2014)

Studies measuring inhibitory control in the visual modality have shown a bilingual advantage in both children and adults. However, there is a lack of developmental research on inhibitory control in the auditory modality. This study compared the comprehension of active and passive English sentences in 7–10 years old bilingual and monolingual children. The task was to identify the agent of a sentence in the presence of verbal interference. The target sentence was cued by the gender of the speaker. Children were instructed to focus on the sentence in the target voice and ignore the distractor sentence. Results indicate that bilinguals are more accurate than monolinguals in comprehending syntactically complex sentences in the presence of linguistic noise. This supports previous findings with adult participants (Filippi, Leech, Thomas, Green & Dick, 2012). We therefore conclude that the bilingual advantage in interference control begins early in life and is maintained throughout development.

Keywords: bilingualism, executive function, sentence comprehension, spoken language processing, inhibitory control, control of interference

Introduction

The consequences of learning two languages in early childhood have been a matter of both continued interest and concern for parents, educators and policy makers. The pioneering work of Peal and Lambert (1962) challenged the belief that bilingualism was detrimental to cognitive development. Subsequently, Bialystok (1982) has initiated a new line of research showing that learning two (or more) languages in childhood may in fact provide a significant cognitive advantage that extends beyond the language system (e.g., Bialystok, 1988, 1999, 2005; Carlson & Meltzoff, 2008; Martin-Rhee & Bialystok, 2008; Prior &

MacWhinney, 2010). Specifically, bilinguals demonstrate better performance in tasks that tap executive function such as the ability to inhibit irrelevant information, switch between rules and update information in working memory (Miyake, Friedman, Emerson, Witzki, Howerter & Wager, 2000).

Experimental evidence has consistently shown that a bilingual's two languages are active in parallel in both the visual (e.g., Dijkstra, Van Jaarsvel & Brinke, 1998; Filippi, Karaminis & Thomas, 2013; Van Hell & Dijkstra, 2002; Von Studnitz & Green, 2002) and auditory (e.g., Marian & Spivey, 2003; Blumenfeld & Marian, 2011) domains. To avoid using their languages inappropriately, bilingual speakers have to select the target language and control the interference from the non-target one. This process may be contingent upon inhibitory mechanisms (Green, 1986, 1998; Hoshino & Thierry, 2011; Linck, Kroll & Sunderman, 2009; Macizio, Bajo & Cruz Martin, 2010; Philipp & Koch, 2009), or otherwise operate via restriction of competition to words within the target

* This study was funded by a private investor based in London, who asked to remain anonymous; we appreciate his generosity. We also thank Mrs. Birch, Headteacher of the Histon & Impington Junior School, her staff, the children and the parents who enthusiastically helped us to carry out this research. Preparation of this manuscript was supported in part by grant NICHD-RO1HD059858 to the last author.

Address for correspondence:

Roberto Filippi, Anglia Ruskin University, Department of Psychology, Faculty of Science & Technology, East Road, Cambridge CB1 1PT
roberto.filippi@anglia.ac.uk

language (e.g., Costa & Caramazza, 1999; Finkbeiner, Gollan & Caramazza, 2006).

Although bilingualism does have some negative consequences for vocabulary size (e.g., Bialystok, Luk, Peets & Yang, 2010; Bialystok & Luk, 2012) and lexical retrieval (e.g., Gollan, Montoya, Fennema-Notestine & Morris, 2005; Roberts, Garcia, Desrochers & Hernandez, 2002), there is now substantial evidence that the lifelong use of two languages enhances attentional processing (see Bialystok, Craik, Green & Gollan, 2009, for a fuller review) and may even protect the brain from age-associated cognitive decline (Bak, Nissan, Allerhand & Deary, 2014; Craik, Bialystok & Freedman, 2010). Remarkably, the positive effects of being raised in a bilingual environment are observed even before children begin to talk, suggesting that comprehension processes alone may be sufficient to trigger such advantages (Kovács & Mehler, 2009).

The majority of studies examining bilingual executive function have been conducted using visual paradigms such as the Simon Task (e.g., Bialystok, Craik, Klein & Viswanathan, 2004) or the Attention Network Task (ANT; Costa, Hernández & Sebastián-Gallés, 2008). This is rather surprising given that, historically, research on attentional processes and control of interference focused primarily on auditory paradigms (see Driver, 2001, for a historical review). We are typically surrounded by verbal and non-verbal environmental noise that can have a potentially negative impact on our concentration and learning (e.g., Forster & Lavie, 2008). Therefore, it is important to investigate whether the bilingual advantage in controlling interference extends to auditory attention, as recently claimed in a study using nonlinguistic auditory interference in early childhood, late childhood and early adulthood bilinguals (Bak, Vega-Mendoza & Sorace, 2014).

Mayo, Florentine and Buus (1997) and Shi (2010) have also investigated bilingual sentence comprehension in the presence of background noise in adults. These studies used the Speech Perception in Noise paradigm (SPIN; Bilger, Nuetzel, Rabinowitz & Rzeczkowski, 1984; Kalikow, Stevens & Elliot, 1977), in which participants were asked to complete an orally presented sentence with the appropriate word (e.g., *The doctor prescribed the DRUG*). Comprehension of sentences was degraded by co-presentation of environmental sounds (e.g., multi-babbler speech or reverberation). The results of both studies indicated that bilingual adults completed sentences with significantly lower accuracy than English monolinguals. These findings were consistent with previous research showing a bilingual disadvantage in comprehending monosyllabic words in noise (Rogers, Lister, Febo, Besing & Abrams 2006; Tabri, Chacra & Pring, 2011). However, Soveri Laine, Hämäläinen and Hugdahl (2011) demonstrated a bilingual advantage when the distracting information could be suppressed. Using a forced-attention dichotic listening

task, they presented pairs of syllables simultaneously, one in the left and one in the right ear. Finnish–Swedish bilingual adults outperformed Finnish monolingual peers in the number of target syllables reported.

Could bilinguals show the same advantage when processing speech that is not limited to a single syllable? This question was addressed in a study that used a speech comprehension task with thematic role assignment in the presence of verbal interference, adapted from cross-linguistic (Bates, McNew, MacWhinney, Devescovi & Smith, 1982) and developmental (Leech, Aydelott, Symons, Carnevale & Dick, 2007) research. Interference was manipulated by presentation of non-target Italian and English sentences uttered simultaneously over the target sentence. For example, participants were to identify the agent of the target sentence *the cat is biting the dog*, while hearing another person talking in the background either in Italian or in English. At the beginning of the task, participants were instructed to focus on a target voice (specified by the gender of the speaker, e.g., a male's voice) and ignore the interference (specified by the non-target gender of the speaker, e.g., a female's voice). Both voices were simultaneously presented in each ear. Proficient Italian/English bilingual adults were reliably more accurate than their Italian monolingual peers in identifying the agent of the sentence (Filippi, Leech, Thomas, Green & Dick, 2012), regardless of the linguistic nature of the interference. In comparison to their bilingual counterparts, Italian monolinguals' performance was negatively affected by native language interference. However, the bilingual advantage was only observed when comprehending non-canonical sentences, such as passive 'Object-Verb-Subject' grammatical constructions (e.g., *the cat is bitten by the dog*), which were more difficult and thus more demanding in terms of cognitive load. Additional analyses of individual differences also revealed that the level of proficiency in the second language, rather than age of acquisition, was the most reliable predictor of good performance.

The results of this study helped to address an apparent discrepancy in the literature. Although Mayo et al. (1997) and Shi (2010) did not examine sentence comprehension when the distracting interference could be suppressed, the paradigm used by Filippi et al. (2012) exposed participants to a continuous identifiable signal (i.e., the speaker's voice in the target sentence) that allowed them to suppress the competing voice, which was always of the opposite gender. In circumstances under which it was possible to screen out the distracting signal, bilinguals were better able to control the interference than monolinguals, especially when responding to non-canonical sentences, which require a high demand on comprehension skills.

The results of the Filippi et al. (2012) study generated two questions: (1) Are the findings due to an advanced skill observed in bilingual adults with high proficiency?

(2) Can this attentional advantage be found only in *late* (post-adolescence) second language acquisition, or might it be a characteristic of the developmental pathway of bilingualism, and therefore also observable in children raised in a bilingual environment since birth? The latter scenario may have educational implications as it is now well established that measures of executive function correlate with academic achievements (see de Haan, 2013, for a more comprehensive review). Inhibitory control and switching are central components of higher-level executive functions such as problem solving, planning and reasoning (Diamond, 2001). The ability to inhibit and control auditory interference is therefore particularly important within the context of an educational environment.

The present study aims to build on previous findings by investigating whether there is a bilingual advantage in controlling interference early in life. Here, we focus on bilingual children between the ages of 7 and 10 years old who were exposed to two languages from their earliest years of life. We tested a heterogeneous group of bilingual children who were brought up hearing a variety of languages, although for all of them English was the language used at school. The heterogeneity of the group increases the ecological validity of the study, decreasing the likelihood that the results were confounded by characteristics of a specific language or culture. All participants were tested in English (children were required to listen and respond to target sentences in English) and linguistic interference was delivered in either English (familiar language) or Greek – a language not known by any of the participants. Bilingual and monolingual children were carefully matched by age and socio-economic status, measured in terms of parental education level.

Based on previous developmental results in which children demonstrated a disadvantage in comprehension of non-canonical sentences degraded by verbal interference (Leech et al., 2007), we anticipated that differences in the control of interference would be present in the most challenging set of conditions. We expected interference to be most disruptive when target sentences were more difficult (e.g., had a non-canonical structure) and therefore associated with a heavier cognitive load. We predicted that the bilingual advantage in inhibiting verbal interference already observed in adults (Filippi et al., 2012) would start early in the cognitive development of bilingual children, and therefore be present in our sample of children aged 7 to 10 years.

Methods

The study was approved by the university ethics committee. All children's parents gave written informed consent.

Participants

Forty children were distributed equally across two groups: 20 monolingual English speakers in the UK (mean age = 8.8 years, SD = 1.2, range = 7.1–10.7, 11 boys), and 20 bilingual children in the UK (mean age = 8.8 years, SD = 1.0, range = 7.0–10.4, 11 boys) who spoke English plus one other language: Italian (9), Spanish (2), Dutch (2), Armenian (1), Bengali (1), Polish (1), Czech (1), Russian (1) and Portuguese (1). A parent questionnaire confirmed that all children were exposed to English either from birth or starting in the first three years of life. All children were being educated in English, and used both languages equally on a daily basis, with English predominantly spoken at school and the second language spoken within the family and the extended family. The parents' level of education for both monolingual and bilingual children was at university degree or higher.

Tasks and Procedure

Children were tested individually in a quiet room. The test sessions were carried out either at school or in the children's home environment. Each child was greeted and asked if s/he agreed to play computer games and answer questions about pictures and numbers. All children gave their verbal consent.

Each session started with a short test to establish if the children could successfully perform an auditory-motor task (Leech et al., 2007). This baseline measure consisted of 32 'ping' sounds, each 0.3 seconds long, which were adapted from the Mac OS 10.3 alert sounds. The children pressed either the left or right button on a response keypad corresponding to the ear in which they heard a sound. They were asked to press the button as fast as they could with the thumbs of each hand.

Measures of receptive vocabulary (The British Picture Vocabulary Scale; BPVS-II, Dunn, Dunn, Whetton & Burley, 1997), working memory (Digit Span forward and backward – Wechsler, 2008), and non-verbal reasoning (Raven's Coloured Progressive Matrices – Raven, Court & Raven, 1986) were assessed as background measures, and are reported in Table 1.

The experimental task was a sentence interpretation task (described below). The full test battery took approximately 50 minutes to complete. At the end of the session, the children were given a certificate as a reward for their participation.

The Sentence Interpretation Task

We designed a variant of a sentence interpretation task that has been used previously by Filippi et al. (2012). In this task, participants must identify the "bad animal" (the agent) in a series of sentences. These sentences

Table 1. Mean raw scores and standard deviations for background measures by language group.

Groups	BPVS†	Raven's Coloured Matrices†	Digit Span†	
			Forward	Backward
Bilingual children	101 (16)	30 (5)	10 (2)	5 (1)
English monolingual children	104 (13)	32 (2)	9 (1)	5 (2)

† Performance for Bilingual and Monolingual children was equivalent across tests: Raven's Coloured Matrices ($F(1,38) = 2.56, p = .12$), Digit Span forward ($F(1,38) = 1.15, p = .29$) and backward ($F(1,38) = 1.14, p = .30$), BPVS-II ($F(1,38) = .55, p = .50$). All scores are within the normal range for this stage of development.

were of varying syntactic complexity and presented in auditory format either with or without auditory linguistic interference.

The target language was always English. However, language interference could be in either the same language as the target (English), or in a different unknown language (Greek). An equal number of trials without interference acted as a control condition. This resulted in three conditions: (i) target sentence in English with interference in English, (ii) target sentence in English with interference in Greek, (iii) target sentence in English with no interference. Within each condition, the syntactic structure of the target English sentences was either canonical (Subject-Verb-Object: S-V-O) or non-canonical (Object-Verb-Subject: O-V-S or Object-Subject-Verb: O-S-V). Canonical sentences were taken to be easier and therefore imposing a lower cognitive load than non-canonical sentences (Roland, Dick & Elman, 2007).

The children were told that they would see two drawings of animals presented simultaneously on the left and right sides of a computer screen and that during this time they would also hear a sentence featuring the two animals, with one of them doing a "bad action" to the other. They were required to identify this animal by making the corresponding left or right key press. Children were also told that sometimes they would hear two people speaking simultaneously, one male voice and one female voice. They were instructed to focus on the voice with the gender indicated on the computer screen at the beginning of the task and ignore the other voice. An illustration of the experimental setup is displayed in Figure 1.

All children were instructed in English and completed 8 practice trial sentences for each experimental condition. For a given sentence, the position of the agent animal (left or right) was counterbalanced across participants. Two pseudo-random condition orders were created, and the children were randomly and equally assigned to each of the two condition orders. Each trial was presented immediately following the children's response, and the children were allowed a maximum of 3 seconds to respond to each trial. If there was no response within 3 seconds, the next trial was presented automatically.

Each trial combined visual and auditory linguistic stimuli. The visual stimuli were drawings of familiar animals taken from several picture databases (Abbate & LaChappelle, 1984b; Snodgrass & Vanderwart, 1980). Single pictures were digitized black-and-white line drawings (7.0 cm by 5.0 cm) displayed in pairs in accordance with the auditory stimuli (the sentences featuring the animals). Each drawing was embedded in a solid grey rectangle surrounded by a white background, as illustrated in Figure 1. The auditory linguistic stimuli were 192 sentences, 96 in English and 96 translation equivalents in Greek, spoken with natural prosody. The easy canonical sentences (S-V-O) were (1) active and (2) subject-cleft syntactic structures. The difficult non-canonical sentences (O-V-S or O-S-V) were (3) object cleft and (4) passive syntactic structures. Table 2 shows examples of these sentence types.

Target and non-target sentences were created from a pool of animal nouns and action verbs using the following criteria: (1) Each animal appeared twice as subject, and twice as object; (2) Each verb appeared twice; (3) No noun appeared with a verb more than once as a subject and no noun appeared with a verb more than once as an object; (4) No two nouns were combined together twice; (5) The names of the animals were not cognates; (6) The verbs chosen were all high frequency verbs, transitive, and with mildly negative meaning; (7) Attended (i.e., target) and competing (i.e., interfering) sentences were always spoken by speakers of different genders. Attended and competing sentences were paired pseudo-randomly so that the same animals and syntactic structure would never be presented simultaneously in target and non-target sentences.

Sentences were recorded by native speakers (1 male and 1 female in each case) of British English or Greek onto digital audio tape (DAT) in an Industrial Acoustics 403-A audiometric chamber with a TASCAM DA-P1 DAT recorder and a Sennheiser ME65/K6 supercardioid microphone and pre-amp at gain levels between 6 and 12 db. The recorded stimuli were then digitized via digital-to-digital sampling onto a Macintosh G4 computer via a Digidesign MBox using ProTools LE software at a sampling rate of 44.125 kHz with a 16-bit quantization.

Table 2. Example of sentence types (the agent is in bold – but was not stressed in the oral presentation).

Sentence Type	Constituent Order	English	Greek	Tot. sentences per lang.
Canonical	Active (S-V-O)	The frog is biting the cow	Ο βάτραχος δαγκώνει την αγελάδα	24
	Subject Cleft (S-V-O)	It's the frog that is biting the cow	Ο βάτραχος δαγκώνεται από την αγελάδα	24
Non-Canonical	Passive (O-V-S)	The frog is bitten by the cow	Ο βάτραχος είναι που δαγκώνει την αγελάδα	24
	Object Cleft (O-S-V)	It's the frog that the cow is biting	Ο βάτραχος είναι που δαγκώνει η αγελάδα	24




Figure 1. An example of the experimental setting. Two animals are presented on the computer screen. The child is hearing a sentence featuring the two animals (e.g., *The Cow is Biting the Horse*). S/he needs to identify the animal “doing the bad action” and press either the right or left button on the keypad. In this example, the right answer is “Cow”, right button.

The waveform of each sentence and animal name was then edited, converted into a 16-bit 44.125 kHz mono sound file in Audacity 1.2.5 for Mac, and saved in .wav format. Each target and competing speech sentence was normalized to a root mean squared amplitude of

70 dB using Praat software (Boersma & Weenink, 2010), such that the average signal-to-noise ratio over the whole sentence was zero (0) dB.

The experiment was run using Matlab 7.7.0 (Mathworks Inc. Sherbon MA, USA) on a MacBook

Table 3. Monolingual and bilingual children's reaction times (RT) in milliseconds and percent correct responses (CR) in the Sentence Interpretation Task.

		Bilinguals		Monolinguals	
		RT (SD)	CR (SD)	RT (SD)	CR (SD)
Canonical Sentences	No Interference	2329 (250)	83% (13)	2276 (220)	84% (11)
	English Interference	2425 (270)	68% (15)	2350 (300)	73% (14)
	Greek Interference	2351 (220)	77% (17)	2275 (260)	75% (15)
Non-Canonical Sentences	No Interference	2507(270)	61% (16)	2467 (240)	60% (16)
	English Interference	2581 (290)	53% (13)	2523 (340)	52% (13)
	Greek Interference	2481 (270)	63% (16)	2458 (300)	51% (16)

13" laptop computer with the auditory stimuli presented through Sennheiser EH-150 headphones. Accuracy was recorded in Matlab from a USB Logitech Precision gamepad in which only two buttons were enabled, one on the right and one on the left.

Results

We first report the results of the auditory check and background measures. We then report the results of the sentence interpretation task focusing on the key contrast between bilingual and monolingual children. Last, we examine the role of age in the control of interference between the two linguistic groups.

Background measures

Comparisons between bilinguals and monolinguals revealed no statistically significant differences. This indicated that both groups had equivalent English vocabulary, non-verbal reasoning, and working memory skills (see Table 1).

Comprehension of sentences in the presence of interference

In order to identify differences in control of interference between monolinguals and bilinguals in relation to sentence type, we first performed two mixed factor omnibus ($2 \times 2 \times 3$) ANOVAs with a between-subjects factor of group (bilinguals/monolinguals) and within-subjects factors of sentence type (canonical/non-canonical) and language interference (no interference/English/Greek).

In the first ANOVA we analysed response accuracy and in the second we analysed reaction time. The means and standard deviations for both groups are reported in Table 3.

Accuracy

The ANOVA revealed a significant main effect of sentence type ($F(1,38) = 88.1, p < 0.001, \eta^2 = 0.70$) indicating better performance overall on canonical compared to non-canonical sentences. A significant main effect of language interference was also observed ($F(2,76) = 27.9, p < 0.001, \eta^2 = 0.42$), indicating overall better performance in the no interference condition. This main effect was qualified by the interaction between interference and group ($F(1,38) = 5.18, p = 0.008, \eta^2 = 0.12$), suggesting that linguistic interference had a differential effect on the bilingual and the monolingual children's sentence comprehension. In line with our prediction, the interference effects were strongest when comprehending non-canonical sentences. More detailed analyses are reported in the paragraph below (about Sentence complexity effects).

No other main effect of group or interaction between sentence and group emerged ($p > .1$), indicating similar levels of overall performance for monolinguals and bilinguals.

Reaction Time

There was a main effect of sentence ($F(1,38) = 83.9, p < 0.001, \eta^2 = 0.69$) and a main effect of interference ($F(2,76) = 5.46, p = 0.006, \eta^2 = 0.13$), indicating overall faster comprehension with canonical sentences and when stimuli were presented in the control condition without interference. However, there was no significant main effect of group or interaction. Therefore, our subsequent analyses focus upon accuracy data.

Sentence complexity effects

Because we predicted that interference effects would be stronger for non-canonical sentences that have a high cognitive load, these sentences were analyzed using a 2×3 ANOVA with group (bilinguals vs. monolinguals) as the between-subject factor, and interference (English, Greek and no interference) as the within-subject factor. There was a significant interaction between group and

interference ($F(1,38) = 3.92, p = 0.024, \eta^2 = 0.1$). Bilingual children outperformed monolingual peers in the comprehension of non-canonical sentences but only when interference was in the unknown language, Greek ($t(38) = 2.21, p = .017$). In order to explore this interaction in more detail, we performed a series of *post hoc* tests, which are reported in the following sub-section.

Within-group analyses of non-canonical sentences

A series of paired-samples *t*-tests indicated that bilingual children were more accurate in comprehending non-canonical sentences when interference was in Greek, $t(19) = 3.967, p = .001$, compared to when interference was in English. Remarkably, their performance under Greek interference was similar to that of no interference, $t(19) = .720, p = .480$. Therefore, bilingual children were not significantly affected by the presence of this type of linguistic noise. By contrast, monolingual children's accuracy in comprehending non-canonical sentences dropped in the presence of interference compared to no interference, irrespective of the language of interference [English: $t(19) = 2.273, p = .035$; Greek: $t(19) = 2.298, p = .033$]. Monolinguals' performance in the two interference conditions (English vs. Greek) was not significantly different, $t(19) = .278, p = .784$.

The role of age in controlling interference during comprehension of complex syntactic structures

To explore the role of age in controlling interference, the children's individual accuracy scores in the sentence interpretation task were regressed against their chronological age. All trajectories were checked for outliers with Cook's distance (Cook, 1977) to determine whether a particular data point disproportionately affected regression estimates. No data points approached or exceeded a Cook's distance of 1, indicating that the models were not unduly influenced by outliers. The regression analyses revealed that, for the bilingual children, age significantly contributed to predicting comprehension in the presence of both types of interference (English: $F(1,19) = 5.728, p = .028$, adjusted R square = .199, Beta = .49; Greek: $F(1,19) = 6.527, p = .020$, adjusted R square = .225, Beta = .52). This was not the case for the monolingual children: age was not a significant contributor to predicting comprehension of non-canonical sentences either in the presence of English interference ($F(1,19) = .449, p = .511$, adjusted R square = .030, Beta = .16), or in the presence of Greek interference ($F(1,19) = .242, p = .629$, adjusted R square = .042, Beta = .11). For both groups, age was not a reliable predictor of comprehension without interference [monolinguals: ($F(1,19) = 1.290, p = .271$, adjusted R square = .015); bilinguals: ($F(1,19) = 2.226, p = .153$,

adjusted R square = .061]. These data are illustrated in Figure 2 (a, b and c), which indicate that the ability to control interference improves across 7 to 11 years of age in the bilingual children, but not in the monolingual children.

The role of English proficiency in controlling interference during comprehension of complex syntactic structures

We took receptive English vocabulary (assessed by the BPVS-II's raw scores) as a proxy for relative proficiency and examined the extent to which it predicted performance for the comprehension of non-canonical sentences in the presence of interference.

For the bilingual children, regression analyses revealed a marginal effect towards more proficient knowledge of English predicting better sentence comprehension in the presence of English interference ($F(1,19) = 4.300, p = .053$, adjusted R square = .193, Beta = .44), but not Greek ($F(1,19) = 2.061, p = .168$, adjusted R square = .103, Beta = .32). These data are illustrated in Figure 3. For the monolingual children, English proficiency was not a reliable predictor of best performance, regardless of the linguistic interference [English: $F(1,19) = 1.479, p = .240$, adjusted R square = .076, Beta = .28; Greek: $F(1,19) = .841, p = .371$, adjusted R square = .045, Beta = .21].

These data may indicate a close relationship within our bilingual sample between proficiency in their dominant language (English) and the ability to control interference when the task is more cognitively demanding. Therefore, better English language proficiency in bilingual children may enable them to more effectively screen out irrelevant information under the condition of interference when the cognitive demands of a task are high (e.g., comprehension of English non-canonical sentences with English interference).

Discussion

In this study we investigated the existence of a developmental bilingual advantage in inhibiting irrelevant auditory linguistic information when comprehending natural speech. For this purpose, we extended our previous work with adults to children from 7 to 10 years of age. Performance on a speech comprehension task was compared across bilingual and monolingual children matched on age, general cognitive performance, linguistic performance in English and socio-economic status. Both linguistic groups were tested with a listening paradigm adapted from our previous study (Filippi et al., 2012). Children were required to identify the agent of English canonical and non-canonical sentences in the presence or absence of English and Greek interfering sentences.

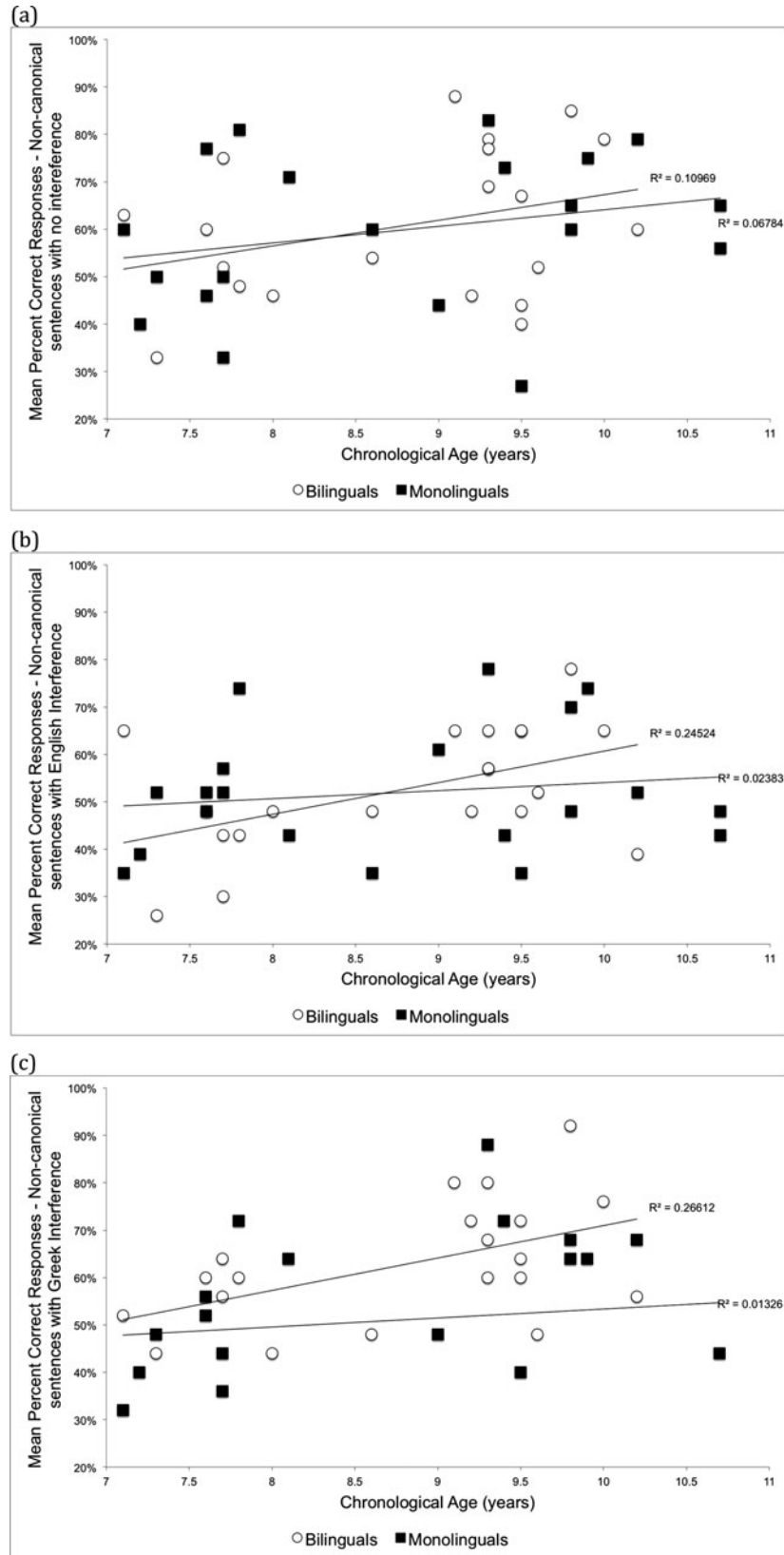


Figure 2. Bilingual and monolingual children’s individual performance in the comprehension of non-canonical sentences correlated with chronological age in years: A) no interference (control); B) English interference; C) Greek interference.

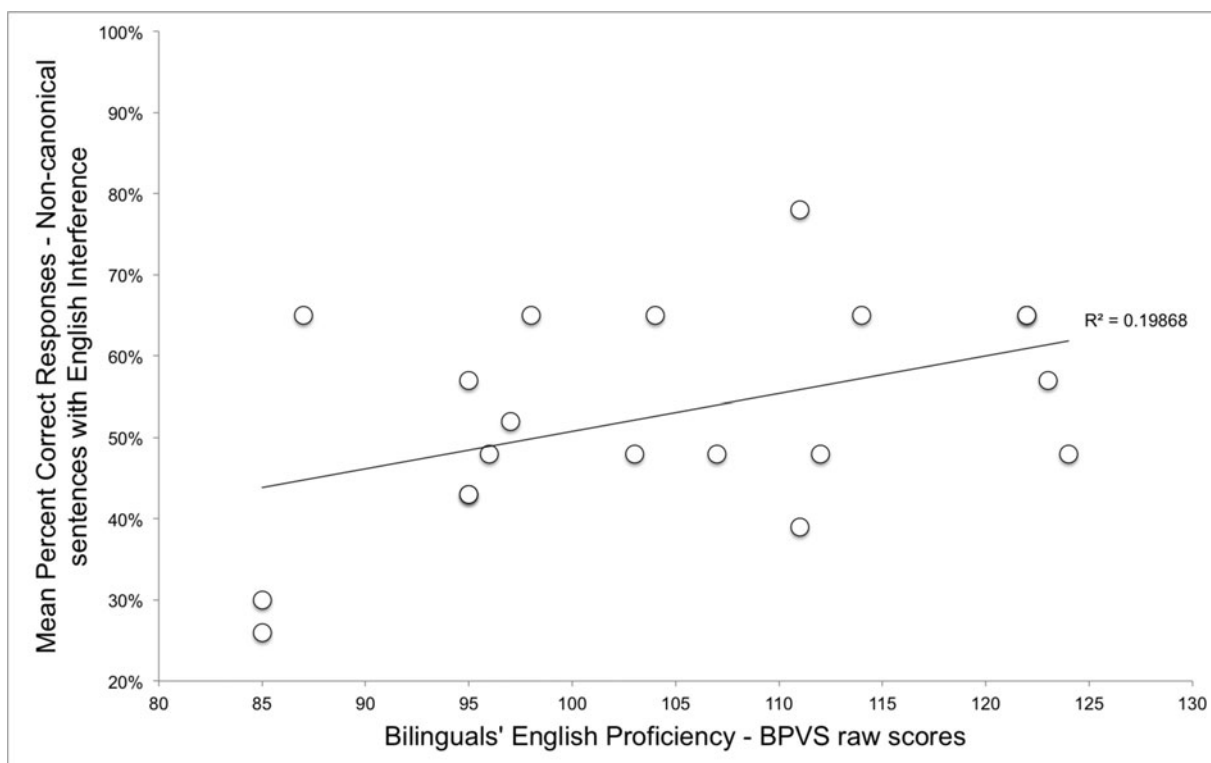


Figure 3. Bilingual children's individual performance in the comprehension of non-canonical sentences in the presence of English interference correlated with a measure of English vocabulary knowledge (BPVS-II raw scores).

We found that bilingual children were reliably more accurate than monolingual peers in responding to non-canonical English sentences when interference was in Greek, a language that was unknown to all participants. Performance of the two groups was comparable in the presence of English language interference. However, resistance to both types of verbal interference (English and Greek) increased with age in the bilingual but not monolingual group. Therefore, the ability to control verbal interference seems to improve over development in bilingual speakers, but not in monolinguals.

A statistically marginally significant effect suggests that better English proficiency may be a predictor of a bilingual advantage in moderating the effects of native – or more dominant – language interference. Experience in language control may, then, be crucial to any bilingual advantage in filtering out interference during the comprehension of cognitively demanding tasks, such as the comprehension of English non-canonical sentences in the presence of English interference.

Comparison with earlier research with adults

In our previous study (Filippi et al., 2012) with high-proficiency Italian–English bilingual adults who acquired their second language after adolescence, the familiarity of the interference stimuli was unimportant to efficient target

sentence comprehension. The fact that the advantage in control of interference was only observed with unfamiliar language in the present study may be explained by the poorer overall command of English among our participants (in comparison to adults). As reported in the literature, children reach adult levels of proficiency in the comprehension of complex sentence structures (e.g., passives) at about age 12 (Leech et al., 2007). It follows, therefore, that English interference may introduce an additional component of complexity in childhood due to the fact that the language is actively being acquired and routinely employed (e.g., at school, playing with friends, watching TV). Consistent with this claim, we observed a positive correlation between the age of our participants and performance on the sentence comprehension task, with the bilingual children overtaking the monolingual children by the age of 9. From our results, it seems that the bilingual advantage only clearly emerges once proficiency has been attained. If this interpretation is correct, it follows that the proficiency rather than age of acquisition is the fundamental factor in the conferring of the cognitive advantage associated with the control of linguistic interference.

Contrary to early studies of speech comprehension in noise (Mayo et al., 1997; Shi, 2010), our data provide evidence that, when bilinguals can discriminate the target sound, the beneficial effect of bilingualism

is extended to auditory attention and improves through development.

Future research

Our findings provide the basis for a larger scale investigation of differences in cognitive development between bilingual and monolingual children and adults. From an early developmental perspective, it is important to identify whether there is any point during cognitive development at which bilinguals or monolinguals are placed at an educational disadvantage. From an ageing perspective, evidence for the protective effect of bilingualism from cognitive decline raises the possibilities for promoting second language learning.

This research addresses an important field of enquiry within developmental psychology, educational psychology and cognitive neuroscience. Educators, parents, and medical professionals can benefit from learning more about the ways in which cognitive abilities can be enhanced during early development and protect against age related deterioration. As the advantage in controlling interference is already observed early in life, we may predict that the areas of the brain involved in auditory processing and control of linguistic interference develop differently in monolingual and bilingual speakers. A recent EEG study comparing bilingual and monolingual adults suggests that performance differences may be due in part to experience-dependent enhancements in the subcortical response to speech sounds in the presence of interference (i.e., multitalker babble – Krizman, Marian, Shook, Skoe & Kraus, 2012). The use of neuroimaging techniques may help reveal the loci of verbal control and possible structural differences between the monolingual and the bilingual brain (Abutalebi & Green, 2008). Recent neuroimaging studies implicate the left caudate and posterior paravermis of the right cerebellum in the control of interference during speech comprehension (Crinion, Turner, Grogan, Hanakawa, Noppeney, Devlin, Aso, Urayama, Fukuyama, Stockton, Usui, Green & Price, 2006; Filippi, Richardson, Dick, Leech, Green, Thomas & Price, 2011). However, this line of research is currently limited to control of interferences in adulthood. Therefore, a convergence of neuroimaging and behavioral investigations should aim to build a developmental trajectory of control processes and focus on whether there are differences in specific brain and cerebellar areas due to early bilingual experience. These areas may be relatively preserved from the effect of ageing in bilingual speakers (Filippi & Karmiloff-Smith, 2012).

Summary

In conclusion, bilingual children show an advantage over monolinguals in focusing on complex tasks, in

this case the comprehension of non-canonical sentences, and in inhibiting irrelevant information provided by simultaneous background verbal noise, likely due to more years of experience using two languages and managing competition from the non-target language while processing the target language (Green, 1986, 1998). This advantage seems to strengthen over the course of development. Our findings fill a gap in developmental research on control of linguistic interference in the auditory modality and shed new light on the positive effects of learning a second language early in life.

References

- Abutalebi, J., & Green, D. W. (2008). Control mechanisms in bilingual language production: Neural evidence from language switching studies. *Language and cognitive processes*, 23 (4), 557–582.
- Abbate, M. S., & LaChapelle, N. B. (1984b). Pictures, please! An articulation supplement. Tucson, AZ: Communication Skill Builders, Inc.
- Annaz, D., Karmiloff-Smith, A., & Thomas, M. S. C. (2008). The importance of tracing developmental trajectories for clinical child neuropsychology. In J. Reed & J. Warner Rogers (Eds.), *Child neuropsychology: Concepts, theory and practice*. Oxford, England: Blackwell.
- Bak, T. H., Nissan, J. J., Allerhand, M. M., & Deary, I. J. (2014). Does bilingualism influence cognitive aging?. *Annals of Neurology*.
- Bak, T. H., Vega-Mendoza, M., & Sorace, A. (2014). Never too late? An advantage on tests of auditory attention extends to late bilinguals. *Frontiers in Psychology*, 5, 485.
- Bates, E., McNew, S., MacWhinney, B., Devescovi, A., & Smith, S. (1982). Functional constraints on sentence processing: A cross-linguistic study. *Cognition*, 11 (3), 245–299.
- Bialystok, E. (1982). On the relationship between knowing and using linguistic forms. *Applied Linguistics*, 3 (3), 181–206.
- Bialystok, E. (1988). Levels of bilingualism and levels of linguistic awareness. *Developmental Psychology*, 24 (4), 560–567.
- Bialystok, E. (1999). Cognitive complexity and attentional control in the bilingual mind. *Child Development*, 70 (3), 636–644.
- Bialystok, E. (2005). Consequences of bilingualism for cognitive development. *Handbook of bilingualism*, 417–432.
- Bialystok, E., Craik, F. I., & Freedman, M. (2007). Bilingualism as a protection against the onset of symptoms of dementia. *Neuropsychologia*, 45 (2), 459–464.
- Bialystok, E., Craik, F. I., Klein, R., & Viswanathan, M. (2004). Bilingualism, aging, and cognitive control: Evidence from the Simon task. *Psychology and aging*, 19, 290–303.
- Bialystok, E., Craik, F. I., Green, D. W., & Gollan, T. H. (2009). Bilingual minds. *Psychological Science in the Public Interest*, 10 (3), 89–129.
- Bialystok, E., & Luk, G. (2012). Receptive vocabulary differences in monolingual and bilingual adults. *Bilingualism: Language and Cognition*, 15 (02), 397–401.

- Bialystok, E., Luk, G., Peets, K. F., & Yang, S. (2010). Receptive vocabulary differences in monolingual and bilingual children. *Bilingualism: Language and Cognition*, 13 (04), 525–531.
- Bialystok, E., & Feng, X. (2011). Language proficiency and its implications for monolingual and bilingual children. *Language and literacy development in bilingual settings*, 121–138.
- Bilger, R. C., Nuetzel, J. M., Rabinowitz, W. M., & Rzeczkowski, C. (1984). Standardization of a test of speech perception in noise. *Journal of Speech and Hearing Research*, 27 (1), 32.
- Blumenfeld, H. K., & Marian, V. (2011). Bilingualism influences inhibitory control in auditory comprehension. *Cognition*, 118 (2), 245–257.
- Boersma, P., & Weenink, D. (2010). Praat: doing phonetics by computer [Computer program]. Version 5.1.38, retrieved 2 July 2010 from <http://www.praat.org/>
- Carlson, S. M., & Meltzoff, A. N. (2008). Bilingual experience and executive functioning in young children. *Developmental Science*, 11 (2), 282–298.
- Cook, R. D. (1977). Detection of influential observation in linear regression. *Technometrics*, 15–18.
- Costa, A., & Caramazza, A. (1999). Is lexical selection in bilingual speech production language-specific? Further evidence from Spanish–English and English–Spanish bilinguals. *Bilingualism: Language and Cognition*, 2 (03), 231–244.
- Costa, A., Hernández, M., & Sebastián-Gallés, N. (2008). Bilingualism aids conflict resolution: Evidence from the ANT task. *Cognition*, 106 (1), 59–86.
- Craik, F. I., Bialystok, E., & Freedman, M. (2010). Delaying the onset of Alzheimer disease Bilingualism as a form of cognitive reserve. *Neurology*, 75 (19), 1726–1729.
- Crinion, J., Turner, R., Grogan, A., Hanakawa, T., Noppeney, U., Devlin, J. T., ... & Price, C. J. (2006). Language control in the bilingual brain. *Science*, 312 (5779), 1537–1540.
- de Haan, M. (2013). *Attention and executive control*. In Mareschal, D., Butterworth, B., & Tolmie, A. (Eds.). (2013). *Educational Neuroscience*. John Wiley & Sons
- Diamond, A. (2001). Looking closely at infants' performance and experimental procedures in the A-not-B task. *Behavioral and Brain Sciences*, 24 (1), 38–41.
- Dijkstra, T., Van Jaarsveld, H., & Brinke, S. T. (1998). Interlingual homograph recognition: Effects of task demands and language intermixing. *Bilingualism: Language and Cognition*, 1 (01), 51–66.
- Driver, J. (2001). A selective review of selective attention research from the past century. *British Journal of Psychology*, 92 (1), 53–78.
- Dunn, L. M., Dunn, L. M., Whetton, C., & Burley, J. (1997). *British picture vocabulary scale Windsor*. UK: NFER-Nelson.
- Filippi, R., Leech, R., Thomas, M. S., Green, D. W., & Dick, F. (2012). A bilingual advantage in controlling language interference during sentence comprehension. *Bilingualism: Language and Cognition*, 15, 858–872.
- Filippi, R., Karaminis, T., & Thomas, M. S. Language switching in bilingual production: Empirical data and computational modelling. *Bilingualism: Language and Cognition*, 1–22.
- Filippi, R., & Karmiloff-Smith, A. (2012). 8 What can neurodevelopmental disorders teach us about typical development?. *Current Issues in Developmental Disorders*, 193.
- Filippi, R., Richardson, F. M., Dick, F., Leech, R., Green, D. W., Thomas, M. S., & Price, C. J. (2011). The right posterior paravermis and the control of language interference. *The Journal of Neuroscience*, 31, 10732–10740.
- Finkbeiner, M., Gollan, T., & Caramazza, A. (2006). Bilingual lexical access: what is the (hard) problem. *Biling.(Camb. Engl.)*, 9, 153–166.
- Forster, S., & Lavie, N. (2008). Failures to ignore entirely irrelevant distractors: The role of load. *Journal of Experimental Psychology: Applied*, 14 (1), 73.
- Gollan, T. H., Montoya, R. 1., Fennema-Notestine, C. & Morris, S. K. (2005). Bilingualism affects picture naming but not picture classification. *Memory & Cognition*, 33, 1220–1234.
- Green, D. W. (1986). Control, activation, and resource: A framework and a model for the control of speech in bilinguals. *Brain and Language*, 27, 210–223.
- Green, D. W. (1998). Mental control of the bilingual lexicosemantic system. *Bilingualism: Language and Cognition*, 1, 67–81.
- Hoshino, N., & Thierry, G. (2011). Language selection in bilingual word production: electrophysiological evidence for cross-language competition. *Brain research*, 1371, 100–109.
- Kalikow, D. N., Stevens, K. N., & Elliott, L. L. (1977). Development of a test of speech intelligibility in noise using sentence materials with controlled word predictability. *The Journal of the Acoustical Society of America*, 61 (5), 1337–1351.
- Kovács, Á. M., & Mehler, J. (2009). Cognitive gains in 7-month-old bilingual infants. *Proceedings of the National Academy of Sciences*, 106 (16), 6556–6560.
- Krizman, J., Marian, V., Shook, A., Skoe, E., & Kraus, N. (2012). Subcortical encoding of sound is enhanced in bilinguals and relates to executive function advantages. *Proceedings of the National Academy of Sciences*, 109 (20), 7877–7881.
- Leech, R., Aydelott, J., Symons, G., Carnevale, J., & Dick, F. (2007). The development of sentence interpretation: effects of perceptual, attentional and semantic interference. *Developmental science*, 10, 794–813.
- Lin, F. R., Metter, E., O'Brien, R. J., Resnick, S. M., Zonderman, A. B., Ferrucci, L. (2011) Hearing Loss and Incident Dementia. *Arch Neurol*, 68 (2), 214–220.
- Linck, J. A., Kroll, J. F., & Sunderman, G. (2009). Losing access to the native language while immersed in a second language: Evidence for the role of inhibition in second-language learning. *Psychological Science*, 20 (12), 1507–1515.
- Macizo, P., Bajo, T., & Cruz Martín, M. (2010). Inhibitory processes in bilingual language comprehension: Evidence from Spanish–English interlexical homographs. *Journal of Memory and Language*, 63 (2), 232–244.
- Marian, V., & Spivey, M. (2003). Competing activation in bilingual language processing: Within-and between-language competition. *Bilingualism Language and Cognition*, 6 (2), 97–115.

- Martin-Rhee, M. M., & Bialystok, E. (2008). The development of two types of inhibitory control in monolingual and bilingual children. *Bilingualism: Language and Cognition*, 11 (1), 81.
- Mayo, L. H., Florentine, M., & Buus, S. (1997). Age of second language acquisition and perception of speech in noise. *Journal of Speech, Language and Hearing Research*, 40, 686–693.
- Miyake, A., Friedman, N. P., Emerson, M. J., Witzki, A. H., Howerter, A., & Wager, T. D. (2000). The unity and diversity of executive functions and their contributions to complex “frontal lobe” tasks: A latent variable analysis. *Cognitive psychology*, 41 (1), 49–100.
- Peal, E., & Lambert, W. E. (1962). The relation of bilingualism to intelligence. *Psychological Monographs: general and applied*, 76 (27), 1–23.
- Philipp, A. M., & Koch, I. (2009). Inhibition in language switching: what is inhibited when switching between languages in naming tasks?. *Journal of Experimental Psychology: Learning, Memory, and Cognition*, 35 (5), 1187.
- Prior, A., & MacWhinney, B. (2010). A bilingual advantage in task switching. *Bilingualism: Language and Cognition*, 13 (2), 253–262.
- Raven, J. C., Court, J. H. & Raven, J. (1986) Raven's Progressive Matrices and Raven's Coloured Matrices. London: *HK Lewis*.
- Roberts, P. M., Garcia, L. J., Desrochers, A., Hernandez, D. (2002). English performance of proficient bilingual adults on the Boston Naming Test. *Aphasiology*, 16, 635–645.
- Rogers, C. L., Lister, J. J., Febo, D. M., Besing, J. L., & Abrams, H. B. (2006). Effect of bilingualism, noise, and reverberation on speech perception by listeners with normal hearing. *Applied Psycholinguistics*, 27, 465–485.
- Roland, D., Dick, F., & Elman, J. L. (2007). Frequency of basic English grammatical structures: A corpus analysis. *Journal of Memory and Language*, 57, 348–379.
- Shi, L. F. (2010). Perception of acoustically degraded Sentences in bilingual listeners who differ in age of English acquisition. *Journal of Speech, Language and Hearing Research*, 53, 821–835.
- Snodgrass, J. G., & Vanderwart, M. (1980). A standardized set of 260 pictures: norms for name agreement, image agreement, familiarity, and visual complexity. *Journal of experimental psychology: Human learning and memory*, 6 (2), 174.
- Soveri, A., Laine, M., Hämäläinen, H., & Hugdahl, K. (2011). Bilingual advantage in attentional control: Evidence from the forced-attention dichotic listening paradigm. *Bilingualism: Language and Cognition*, 14, 371–378.
- Tabri, D., Chacra, K. M. S. A., & Pring, T. (2011). Speech perception in noise by monolingual, bilingual, and trilingual listeners. *International Journal of Language Communication Disorders*, 46, 411–422.
- Van Hell, J. G., & Dijkstra, T. (2002). Foreign language knowledge can influence native language performance in exclusively native contexts. *Psychonomic Bulletin & Review*, 9 (4), 780–789.
- Von Studnitz, R. E., & Green, D. W. (2002). Interlingual homograph interference in German–English bilinguals: Its modulation and locus of control. *Bilingualism: Language and Cognition*, 5 (01), 1–23.
- Wechsler, D. (2008). WAIS-IV Manual. New York: *The Psychological Corporation*.